

MONTHLY STATISTICAL BULLETIN

AUGUST 2020

Market capitalization: 174.429.481.007

Turnover: 326.537.141

Number of transactions: 865

MBI10: 4.207,36

↓0,48%

↓14,67%

↓34,42%

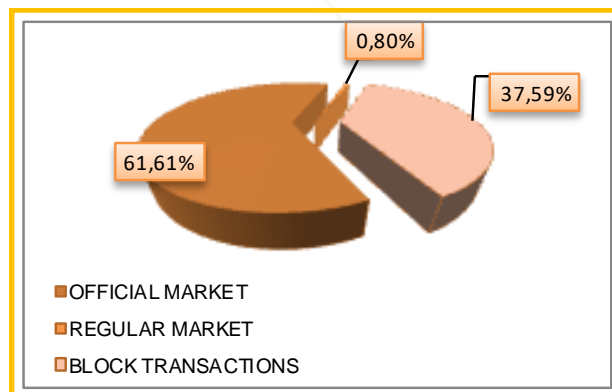
↓1,92%

BASIC INDICATORS

TURNOVER (denars)	July 2020	August 2020	% of change
TRADING IN BEST	348.296.794	203.789.308	-41,49
SHARES	344.870.372	192.245.108	-44,26
BONDS	3.426.422	11.544.200	236,92
OTHER SECURITIES	0	0	-
DAILY AVERAGE TURNOVER (denars)	15.831.672	10.725.753	-32,25
DAILY AVERAGE NUMBER OF TRANSACTIONS	59	45	-23,73
BLOCK TRANSACTIONS	34.373.025	122.747.833	257,11
PUBLIC AUCTIONS	0	0	-
PUBLIC OFFERING	0	0	-
TOTAL	382.669.819	326.537.141	-14,67
NUMBER OF TRANSACTIONS			
TRADING IN BEST	1.312	861	-34,38
BLOCK TRANSACTIONS	7	4	-42,86
PUBLIC AUCTIONS	0	0	-
PUBLIC OFFERING	0	0	-
TOTAL	1.319	865	-34,42
MARKET CAPITALIZATION (denars)			
MARKET CAPITALIZATION OF SHARES	175.268.379.917	174.429.481.007	-0,48
OFFICIAL MARKET-SHARES	171.126.337.602	170.287.438.692	-0,49
MARKET OF JOINT STOCK COMPANIES WITH SPECIAL REPORTING OBLIGATIONS	4.142.042.315	4.142.042.315	0,00
MARKET CAPITALIZATION OF BONDS	12.617.602.975	12.617.559.475	0,00
MARKET CAPITALIZATION OF OTHER SECURITIES	313.107.708	313.102.125	0,00
TOTAL MARKET CAPITALIZATION	188.199.090.599	187.360.142.607	-0,45
MBI10	4.289,51	4.207,36	-1,92
OMB	133,02	133,02	0,00
NUMBER OF LISTED SECURITIES	100	100	0,00
NUMBER OF TRADING DAYS	22	19	-13,64

TURNOVER STRUCTURE

Market segment	Turnover (denars)	Turnover (EUR)	%	Number of transactions
OFFICIAL MARKET	201.187.949	3.260.993	61,61	827
REGULAR MARKET	2.601.359	42.165	0,80	34
BLOCK TRANSACTIONS	122.747.833	1.989.582	37,59	4
TOTAL	326.537.141	5.292.739	100,00	865



MONTHLY STATISTICAL BULLETIN

10 MOST LIQUID SHARES (Official market)

Issuer	Max (denars)	Min (denars)	Average price (denars)	Volume	Turnover (denars)	Turnover (EUR)	%	Num. of trans.	Market capitalization (denars)
Komercijalna banka Skopje	6.301,00	6.180,00	6.234,52	10.422	64.949.201	1.052.744	34,25	263	14.358.327.216
Alkaloid Skopje	12.600,00	12.198,00	12.323,02	3.619	44.446.230	720.408	23,44	196	17.465.698.517
Makpetrol Skopje	66.000,00	61.500,00	63.803,22	312	19.880.345	322.236	10,48	88	7.023.875.000
NLB Banka AD Skopje	17.400,00	16.100,00	16.926,70	1.184	19.610.280	317.857	10,34	40	14.433.630.900
Granit Skopje	975,00	945,00	957,55	13.476	13.005.735	210.807	6,86	61	2.994.592.575
Stopanska banka Skopje	1.148,00	1.055,00	1.085,91	5.555	6.049.366	98.053	3,19	50	19.243.388.183
Replek Skopje	85.000,00	83.999,00	84.388,39	55	4.654.990	75.450	2,45	11	2.197.440.058
Zito Polog Tetovo	1.800,00	1.800,00	1.800,00	2.550	4.590.000	74.398	2,42	2	100.794.600
TTK Banka Skopje	1.300,00	1.280,00	1.285,25	2.479	3.175.740	51.475	1,68	19	1.162.096.640
Ading Skopje	618,00	618,00	618,00	2.400	1.483.200	24.041	0,78	2	238.795.200
Rest				8.349	7.798.662	126.407	4,11	82	91.068.799.803
Total				50.401	189.643.749	3.073.876	100,00	814	170.287.438.692

TOP GAINERS / TOP LOSERS—OFFICIAL MARKET

Issuer	Average price (denars) 31.07.2020	Average price (denars) 31.08.2020	% of change
TOP GAINERS			
Skovin Skopje	5,00	20,00	300,00
Arcelormittal Skopje (HRM) Skopje	12,00	15,00	25,00
RZ Uslugi Skopje	51,00	55,70	9,22
ZK Pelagonija Bitola	2.270,00	2.400,00	5,73
Teteks Tetovo	1.566,00	1.644,00	4,98
TOP LOSERS			
Moda Sveti Nikole	151,00	100,00	-33,77
Zito Luks Skopje	195,00	167,00	-14,36
Makedonijaturist Skopje	4.400,00	4.000,00	-9,09
Hoteli Metropol Ohrid	320,00	300,00	-6,25
Liberti Skopje	40,00	38,00	-5,00

OVERVIEW OF THE TRADING WITH BONDS

	HIGH (%)	LOW (%)	Last daily average price(%)	Last trading day	Volume	Turnover (denars)	Turnover (EUR)	Yield to maturity *
TTK bank AD Skopje - Corporate bond I issue	100,00	100,00	100,00	18.8.2020	100	6.169.500	100.000	3,50%
Government bonds-denationalization XII issue	99,50	99,50	99,50	10.8.2020	24.950	1.531.589	24.825	2,29%
Government bonds-denationalization XIII issue (RMDEN13)	99,00	99,00	99,00	20.8.2020	370	22.599	366	2,46%
Government bonds-denationalization XVII issue (RMDEN17)	99,00	99,00	99,00	24.8.2020	11.530	704.230	11.415	2,25%
Government bonds-denationalization XVIII issue (RMDEN18)	99,00	99,00	99,00	18.8.2020	51.021	3.116.282	50.511	2,22%

* The model for calculation of annual average yield to maturity is adapted to the characteristics of the bonds. Calculation date is 31.08.2020 using the last average price of the bonds.

MONTHLY STATISTICAL BULLETIN

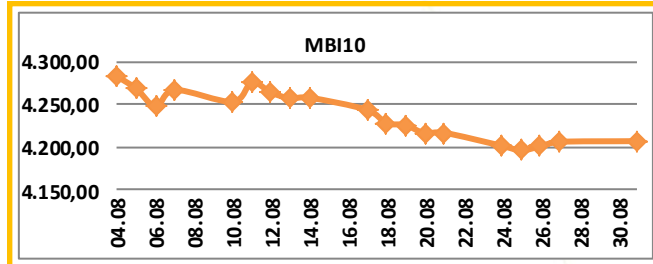
MBI10

Value at 31.08.2020 **4.207,36**

MAX Value in August (04.08.2020) 4.283,12

MIN Value in August (25.08.2020) 4.196,47

% of change from 30.12.2019 -9,50%

All about MBI10 on: <http://www.mse.com.mk/Indicies.aspx?Index=MBI10>

Composition of MBI10	Turnover (denars)	Volume	Num. of trans.	Last average price	% of monthly change of price
Alkaloid AD Skopje	44.446.230	3.619	196	12.202	-2,48
Granit AD Skopje	13.005.735	13.476	61	975	1,35
Komercijalna banka AD Skopje	64.949.201	10.422	263	6.300	0,15
Makpetrol AD Skopje	19.880.345	312	88	62.500	-4,85
Makedonijaturist AD Skopje	1.337.252	315	9	4.000	-9,09
Stopanska banka AD Skopje	6.049.366	5.555	50	1.102	2,69
TTK banka AD Skopje	3.175.740	2.479	19	1.280	-1,54
Makedonski Telekom AD Skopje	241.601	775	4	310	0,32
Stopanska banka AD Bitola	660.819	252	10	2.551	-1,92
NLB Banka AD Skopje	19.610.280	1.184	40	16.900	-2,59

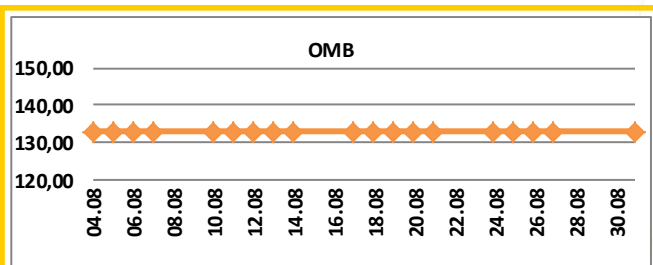
OMB

Value at 31.08.2020 **133,02**

MAX Value in August (05.08.2020) 133,02

MIN Value in August (05.08.2020) 133,02

% of change from 30.12.2019 0,08%

All about OMB on: <http://www.mse.com.mk/Indicies.aspx?Index=OMB>

Composition of OMB	Turnover (denars)	Volume	Num. of trans.	Last average price	% of monthly change of price
Government bonds-denationalization XIII issue (RMDEN13)	22.599	370	1	99,00	0,00
Government bonds-denationalization XIV issue (RMDEN14)	0	0	0	99,20	0,00
Government bonds-denationalization XV issue (RMDEN15)	0	0	0	99,00	0,00
Government bonds-denationalization XVI issue (RMDEN16)	0	0	0	99,00	0,00
Government bonds-denationalization XVII issue (RMDEN17)	704.230	11.530	3	99,00	0,00
Government bonds-denationalization XVIII issue (RMDEN18)	3.116.282	51.021	6	99,00	0,00



MONTHLY STATISTICAL BULLETIN

MBI10 LISTED COMPANIES RATIOS

Issuer	P/E Ratio ¹	Dividend yield ²	Foreign investors participation in August 2020	Foreign investors participation in July 2020	Change
Alkaloid AD Skopje	17,20	2,95%	2,97%	2,97%	0,00%
Granit AD Skopje	9,85	3,42%	3,52%	3,72%	-0,20%
Komercijalna banka AD Skopje	7,86	8,73%	3,22%	3,22%	0,00%
Makpetrol AD Skopje	8,02	3,20%	1,17%	1,17%	0,00%
Makedonijaturist AD Skopje	17,05	5,68%	0,80%	0,80%	0,00%
Stopanska banka AD Skopje	8,12	0,00%	92,37%	92,37%	0,00%
TTK banka AD Skopje	10,72	8,59%	1,25%	1,25%	0,00%
Makedonski Telekom AD Skopje	19,74	4,97%	1,48%	1,48%	0,00%
Stopanska banka AD Bitola	58,78	0,00%	3,22%	3,25%	-0,03%
NLB banka AD Skopje	7,80	0,00%	87,85%	87,86%	-0,01%

[1] Share price at last day of trading in currently month, / Earnings per share

[2] The ratios are calculated using the data from the last published Audited financial reports and last paid dividend.

FOREIGN INVESTORS—OFFICIAL MARKET

August 2020	Foreign Legal investors August 2020	Foreign private investors August 2020	Total Foreign entities August 2020	Total Foreign entities July 2020	Change
Shares[3]	34,81%	1,18%	35,99%	35,99%	0,00%
Denationalization bonds[4]	0,18%	0,06%	0,24%	0,24%	0,00%
Continuous government bonds [5]	0,10%	0,00%	0,10%	0,06%	0,04%

[3] Data as last day of trading in currently month according to the Central Securities Depository, regarding the participation of the foreign investors in the number of shares.

[4,5] Data as last day of trading in currently month according to the Central Securities Depository, regarding the participation of the foreign investors in the total nominal value of bonds.

FOREIGN AND DOMESTIC INVESTORS IN THE TOTAL TURNOVER [6]

	BUYING % of total	SELLING % of total
Foreign private investors	0,38%	1,87%
Foreign Legal investors	0,05%	1,49%
Total Foreign Legal entities	0,43%	3,36%
Domestic private investors	40,60%	78,35%
Domestic Legal investors	58,97%	18,29%
Total Domestic Legal entities	99,57%	96,64%

[6] Data as last day of trading in currently month according to the Central Securities Depository, regarding the participation of the foreign and domestic investors in the total turnover.

TURNOVER PER MEMBERS / in denars

Member	Code	Trading in BEST system	% of trading in BEST sys.	Block (denars)	% block	Public auctions	% of Public auctions	Public offering	% of Public offering	Total
Komercijalna banka AD Skopje	KB	37.301.638	9,15	216.331.205	88,12	0	0,00	0	0,00	253.632.843
ILIRIKA INVESTMENTS AD Skopje	IL	176.056.781	43,20	19.118.464	7,79	0	0,00	0	0,00	195.175.246
Eurohaus AD Skopje	EH	68.078.095	16,70	0	0,00	0	0,00	0	0,00	68.078.095
TTK Banka Skopje	TK	32.642.986	8,01	5.245.996	2,14	0	0,00	0	0,00	37.888.982
INVESTBROKER AD Skopje	MI	29.334.094	7,20	0	0,00	0	0,00	0	0,00	29.334.094
NLB Banka AD Skopje	TN	21.748.034	5,34	0	0,00	0	0,00	0	0,00	21.748.034
Sparkasse banka AD Skopje	SP	16.879.561	4,14	0	0,00	0	0,00	0	0,00	16.879.561
Stopanska banka AD Skopje	SB	11.918.560	2,92	0	0,00	0	0,00	0	0,00	11.918.560
INOVO BROKER AD Skopje	IN	8.195.456	2,01	0	0,00	0	0,00	0	0,00	8.195.456
Eurostandard Banka AD Skopje	ES	2.762.430	0,68	4.800.000	1,96	0	0,00	0	0,00	7.562.430
Fersped Broker AD Skopje	FR	2.660.981	0,65	0	0,00	0	0,00	0	0,00	2.660.981
Total		407.578.616	100,00	245.495.666	100,00	0	100,00	0	100,00	653.074.282

Turnover via BEST system and turnover in block trades is calculated on the basis of double counting, in order to include the executed cross trades by the MSE members in the structure of the overall MSE turnover. As since July 13, during the government auctions on the selling side there is no brokers (i.e. MSE performs this role), the turnover derived from government auctions is still calculated on the basis of single counting.

MONTHLY STATISTICAL BULLETIN

AS A REMINDER

The product of the Macedonian Stock Exchange **BESTNET ANALYTICS** is a modern internet service that helps investors in building well-founded investment strategies and in bringing valuable investment decisions.

BESTNET ANALYTICS contains:


- Data for more than **100** companies traded on the Macedonian Stock Exchange
- More than **70** different financial indicators of companies and more than **40** indicators for banks
- Monitoring and comparing the values for the last **3** years
- Tracking results by quarters
- Data in den, euros and dollars
- Data for paid dividends from companies for the last **4** years
- Data for the major shareholders of the company
- Data for management bodies of the company
- Data for related companies
- Comparison and monitoring of a large number of financial indicators
- Monitoring indicators by sectors and industries
- Graphic display of technical indicators
- Over **40** technical indicators and oscillators
- Monitoring of investments, determining their current value
- Calculation of gains / losses from unrealized transactions
- Calculation of gains / losses from trades executed
- Simulated portfolios

Шифра на XB	Датум на трансакција	Број на трансакција	Количина	Куповна вредност - вкупно (во ден.)	Датум на последна цена	Последна просечна цена	Вкупна вредност (во ден.)	Нереализирана добитка / загуба (во ден.)	% промена од вкупување на XB	% од вредноста на вкупните вложувања
скратен преглед на поединечна трансакција										
GRNT	17.02.2009	X52515136	600,00	360.000,00	21.01.2009	653,11	391.866,00	1.800.000,00	133,33%	3,74%
TELE	11.06.2009	1235649	600,00	360.000,00	21.01.2009	653,11	391.866,00	31.866,00	8,85%	1,00%
детален преглед на поединечна трансакција										
P.Македонија - денационализација 01 (PMDEN01)										
Тип на хартија	Bond		Куповна вредност - вкупно (во ден.)		107.092,08		Датум на последна цена		27.11.2007	
Датум на трансакција	11.07.2008		Последна просечна цена		85,00		Вкупна вредност (во ден.)		116.662,50	
Број на трансакција	1919		Нето вредност (во ден.)		6.614.520,00		Нереализирана добитка / загуба (во ден.)		11.198,57	
Количина	2.250,00		% промена од купување на XB		10,05%		% од вредноста на вкупните вложувања		0,30%	
Куповна цена (во ден.)	77,50		Акмулирана камата (во ден.)		1.238,85		Вкупна вредност (во ден.)		117.888,35	
Номинална вредност	1,00 EUR		Куповна вредност (во ден.)		106.689,77		Нереализирана добитка / загуба (во ден.)		11.198,57	
Куповна вредност (во ден.)	106.689,77		Купена акциул. камата (во ден.)		402,31		% промена од купување на XB		10,05%	
Купена акциул. камата (во ден.)	402,31		Трансакциони трошоци (во ден.)		500,00		% од вредноста на вкупните вложувања		0,30%	
Трансакциони трошоци (во ден.)	500,00									
TOTAL			36.067.092,08		62.684.319,35		26.617.629,57		100,00%	

Опис на XB	Податоци од тргувањето
Лазарен сегмент	Официјален пазар
Лазарен подсегмент	Берзанска котација - обични акции
Тип на XB	Обични акции
ISIN број	MKALKA101011
Вкупни издадени XB	1431353
Шифра на XB	ALK
Номинална вредност	25,56 EUR
Дејења на цената и прометот	
Највисока цена во посл. 52 недели	4.599,00
Најниска цена во посл. 52 недели	3.799,00
% промена во посл. 30 дена	8,48%
% промена во посл. 3 месеци	6,98%
% промена во посл. 6 месеци	0,80%
% промена во посл. 1 година	-4,07%
Просечен дневен промет во посл. 30 дена	645.146,23
Просечен дневен промет во посл. 3 месеци	812.362,12
Просечен дневен промет во тековната година	626.836,29
Просечен дневен промет во посл. 52 недели	1.304.591,88
Показатели по акција за издавачот	
Коефициент цена / добитка	10,43
Дивиденден принос	3,98%
Коефициент цена / Книговодствена вредност по акција	0,91
Коефициент цена / Акмулирана добитка по акција	2,62
Коефициент цена / приходи од продажба	1,01
Коефициент цена / парични прилими од оперативни активности	13,59
Коефициент цена / оперативна добитка	8,93
Коефициент цена / EBITDA	6,35
Највисок P/E во посл. 52 недели	11,46
Најнисок P/E во посл. 52 недели	9,47
Нето добитка по акција за посл. 12 месеци	430,59
Коефициент цена / добитка за посл. 12 месеци	9,77

For more information on : www.bestnet.com.mk

ПРАКТИЧНОСТ ВО 3 ЧЕКОРИ



Во промотивниот период до 31.12.2020 година,
бесплатно дигитализирајте до две Mastercard® картички.

www.kompay.mk



КомРау. Твојот мобилен паричник



комерцијална Банка аџ скопје

www.kb.com.mk контакт центар: (02) 3 296 800



МАКЕДОНСКА БЕРЗА
MACEDONIAN STOCK EXCHANGE